

## TABLE OF CONTENTS

Introduction	2
Meet the Whirl Kids	2
How It Works	3
Making It Happen	4
Supply List	5
Character List	6
Props List	7
Prop Tips	8
Costume List	9
Large Group Gathering Week 1	11
Large Group Gathering Week 2	12
Large Group Gathering Week 3	13
Dress Rehearsal	14
Performance Day	16

The Table of Contents shows everything that's included in the A Very Whirl Christmas Director Guide.

This Sampler includes the Introduction, Meet the Whirl Kids, How It Works, an excerpt from Making It Happen, and the Large Group Gathering for Week 1.



# INTRODUCTION

Welcome to A Very Whirl Christmas! At its center is *Ruby's Runaway Pageant*, a 15-minute performance starring the kids in your church that can be shared in worship or as part of a longer Christmas program. We hope you enjoy this funny, fresh take on the traditional Christmas pageant.

## MEET THE WHIRL KIDS

*Ruby's Runaway Pageant* stars the Whirl kids alongside a cast of characters you might expect to see in a regular Christmas pageant (and some you might not!). Each of the Whirl kids has a personality that makes them unique. They'll introduce themselves below.

Hi! I'm Ada, and this is my twin brother, Otto.

I already said that, Otto.



We're twins.

Right.



And this is our little sister, Tot.

Hi!



Hello. I'm Victor. I'm a bright young man who's going places.




I'm Monty! I've gone places! But I'm wondering where I am right now.




I'm Clara. Monty, do we need a permission slip to appear in the Christmas pageant?



I'm Gabe. Did anyone else notice that we're all suddenly in black and white?




I'm Mimi, and I think the Whirl Christmas pageant is the greatest pageant in the whole world!



Pleased to meet you! I am Leo. And while Mimi may be exaggerating, as there are no agreed-upon criteria for the greatest Christmas pageant in the whole world, we're confident that Whirl can help kids share all the wonders of the Christmas story with your church!

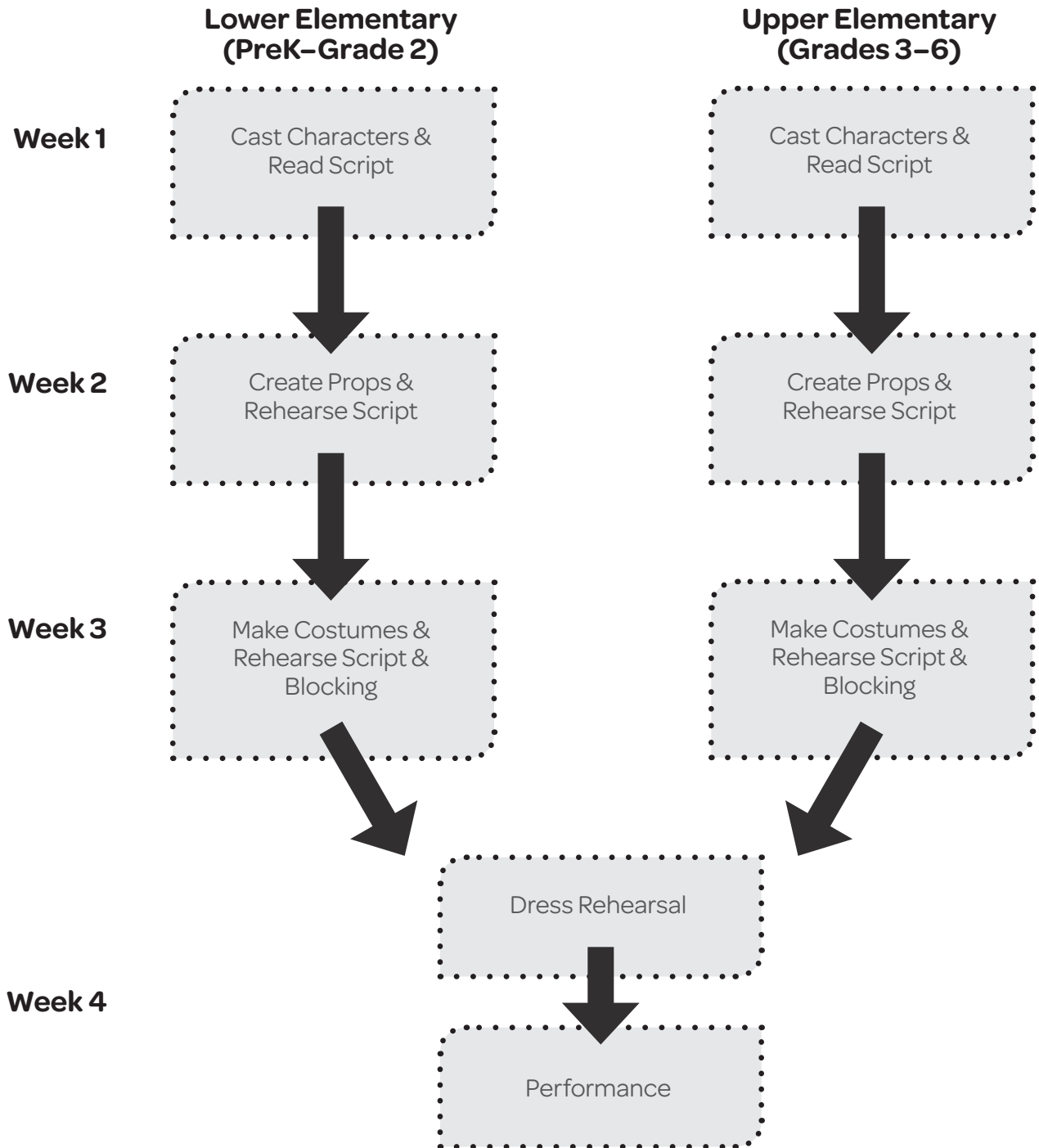


I'm Ruby. Your kids are gonna love this pageant. Obviously. Because I wrote it!



# HOW IT WORKS

A Very Whirl Christmas provides tools for three weeks of rehearsal, one dress rehearsal, and a performance of *Ruby's Runaway Pageant*. Lower elementary and upper elementary kids rehearse separately for three weeks, then come together for a dress rehearsal and the performance. Each rehearsal week, all kids start together in a Large Group Gathering that features a Whirl video and Bible story, then split into their lower and upper elementary small groups.



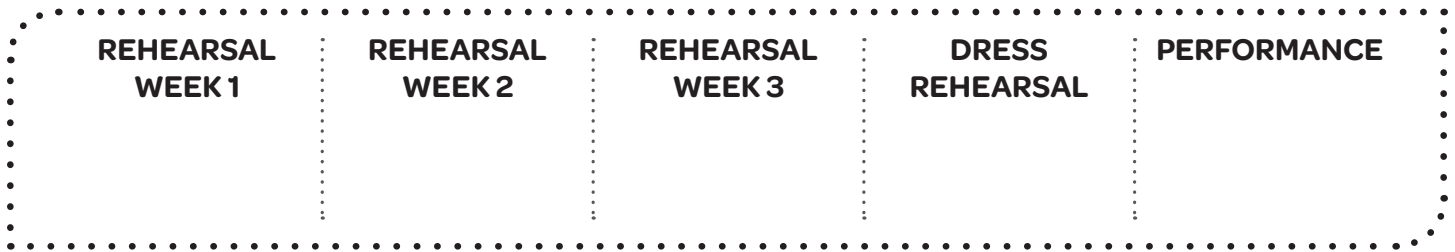
# MAKING IT HAPPEN

Kids and families will enjoy bringing the world of Whirl to life during *Ruby's Runaway Pageant*. Here's a suggested timeline for planning, organizing, and promoting the show.

## TWO (OR MORE) MONTHS BEFORE THE FIRST REHEARSAL

**Purchase and read the materials.** A lot of files come with A Very Whirl Christmas. Become familiar with the script, volunteer needs, and other files, so you can start to plan the details of the program.

**Set your schedule.** Pick the day of your performance, then schedule your dress rehearsal and three weeks of rehearsal. We've provided a blank schedule below for you to fill in dates. Once your schedule is set, get the dates on the official church calendar.



## ONE MONTH BEFORE THE FIRST REHEARSAL

**Communicate with families.** Families will need to get these important dates on their calendars so they can plan to have their kids there. This also gives them plenty of time to invite extended family members to the performance.

**Recruit youth and adult leaders.** You'll need a support staff of volunteers to fill these important roles:

- Lower Elementary and Upper Elementary Leaders: These people might be your regular Sunday school teachers, or they might be brand new volunteers who are excited about taking a leadership role in helping kids prepare for and perform the pageant. They'll fill lots of roles from welcoming kids to casting to creating props and more. You'll work directly with these leaders to make sure they have everything they need to help their kids get ready for the show.
- Props Manager: Some props for the show are easy-to-find objects. Others will need to be created! The props manager will make sure that each lower and upper elementary group has the props and supplies they need.
- Costume Manager: Some costumes for the show can be collected from everyday clothing. Others will need to be created! The costume manager will make sure that each lower and upper elementary group has the costumes and supplies they need.
- Pageant Director: You fill the role of overall director of A Very Whirl Christmas, but every performance needs a stage director. Since you'll be busy managing and organizing all the details of space, technology, communication and more, consider recruiting a pageant director who can take care of all the details related to the show. During the three weeks of rehearsal, the pageant director will float between lower and upper elementary groups to make sure everything is going smoothly as kids learn their lines and blocking. They'll ensure there's no overlap among groups in casting and creating costumes and props. During the dress rehearsal and performance, they'll be the point person—following along in the script while kids perform, guiding the actors through any hiccups during the performance, and answering any questions.

You may also wish to recruit volunteers who can take charge of leading the large group gatherings and music, managing lights and technology, and doing advertising/promotions.



# Large Group Gathering Week 1

## A Very Whirl Christmas

*Today's Bible story, Mary Visits Elizabeth, is from Luke 1:39-55.*

As kids arrive in the large group space, play "Light One Candle to Watch for Messiah." **Welcome, everyone! This is the first week we'll be preparing for our Christmas pageant. Who knows what a pageant is?** See what kids know about pageants. **A pageant is a play that acts out a familiar story in a new way. Our pageant is called *Ruby's Runaway Pageant*. Over the next few weeks, we'll work together to get our pageant ready for everyone to see. The performance will be on [insert date].**

**But first we're going to watch a video and hear a Bible story. Before the story of Jesus' birth, we hear a different story about his mother, Mary. She visits her cousin Elizabeth, who is also pregnant. Mary sings a song called the "Magnificat." The video we're about to watch will show how the Whirl kids respond to Mimi's attempts to put on a holiday musical.**

Play the video on a screen everyone can see. Then ask these questions:

- **What went well in Mimi's musical? What was a challenge?**
- **What are you most excited about for our Whirl Christmas pageant?**

**In the Bible, after Mary finds out she's going to give birth to God's Son Jesus, she goes to visit her cousin Elizabeth. Elizabeth is very old, but God has also blessed her with a baby. This baby will grow up to be John the Baptist. Let's hear the story.**

Display the story presentation and read the script that goes with each image. After the story, ask these questions:

- **What was Mary's song about?**
- **When you're really happy about something, how do you express your joy?**

**Today in your small groups, you're going to read our pageant script for the very first time and decide who will be cast in each role. All the roles are important! Have fun discovering the exciting world of *Ruby's Runaway Pageant*. Release the group to transition to their small groups.**

### SUPPLIES

- "Magnificat: The Musical!" video
- "Light One Candle to Watch for Messiah" song
- Screen and sound system
- "Mary and Elizabeth" story presentation and script

