

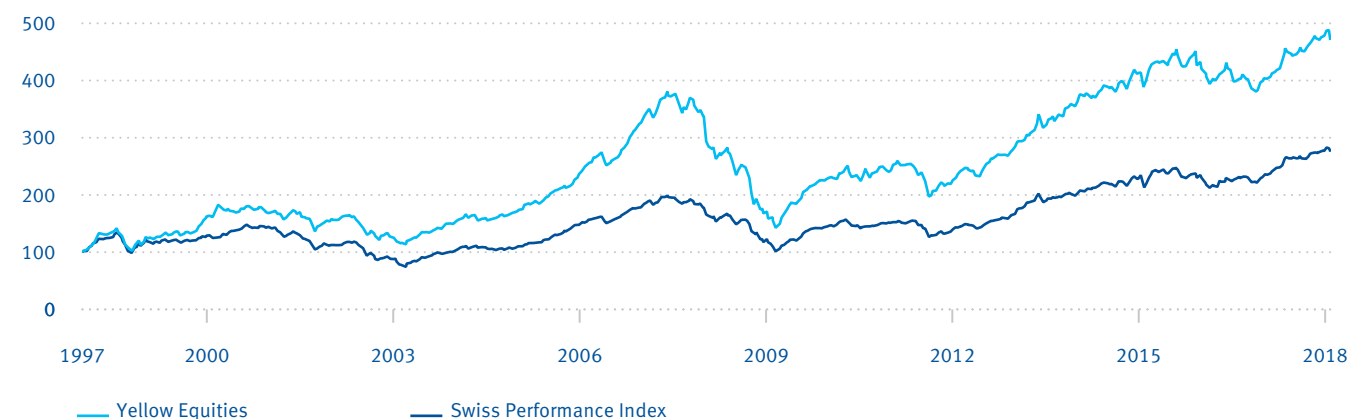
# Baloise Fonds Plan – Yellow Equities

Information on the Yellow Equities equity portfolio as an opportunity to invest your savings premium with the Baloise Fonds Plan



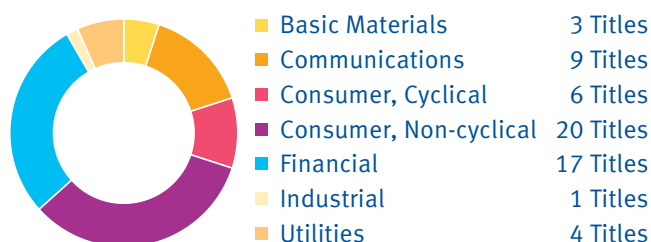
March 2018 version

## Simulated performance in CHF (30/12/1997 - 31/01/2018) after costs of 0.25% p.a.

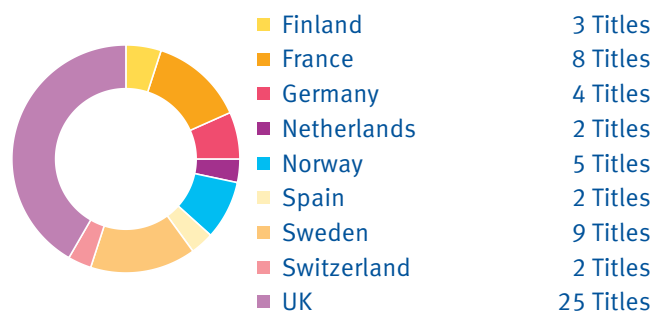


As at:	Annualised performance		Annualised volatility	
	Yellow Equities	Swiss Performance Index	Yellow Equities	Swiss Performance Index
31/01/2018				
last 12 months	18.46%	18.47%	9.49%	8.63%
last 3 years	7.01%	9.12%	17.43%	13.86%
last 5 years	10.19%	9.60%	17.39%	14.11%
last 10 years	5.45%	5.58%	22.95%	17.68%
last 15 years	9.87%	8.65%	20.95%	16.71%
last 20 years	7.82%	4.96%	20.99%	17.93%

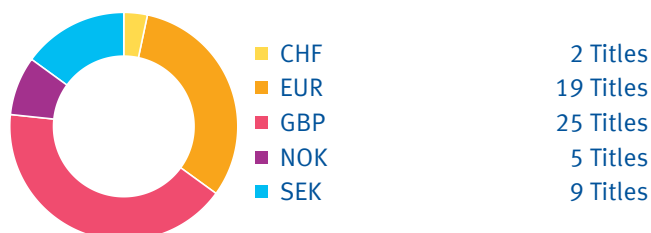
### Allocation by sector



### Allocation by countries



### Allocation by currencies



### Portfolio data

Inception	25/01/2018
Currency	CHF
Bloomberg	JPBLTHYW

# Baloise Fonds Plan – Yellow Equities

## Information on the Yellow Equities equity portfolio as an opportunity to invest your savings premium with the Baloise Fonds Plan



March 2018 version

### Objectives

Looking ahead to a future where women and men can enjoy greater equality in the workplace, the Yellow Equities equity portfolio offers insurance customers the chance to participate in the performance of listed European companies which promote the principles of gender equality in their organisations. Yellow Equities provides a long-term, sustainable personal pension investment opportunity as part of Baloise Fonds Plan life insurance. The Yellow Equities equity portfolio has been developed in partnership with Think Yellow, a start-up geared towards promoting gender equality.

### Think Yellow's investment policy

Start-up Think Yellow has set itself the goal of creating investment opportunities that are compatible with furthering and facilitating equality between women and men, both in their day-to-day work and in their personal lives. Apart from the moral necessity of closing the gender gap, the potential financial impact for investors and companies is significant. According to independent research, companies with a high level of gender diversity generate better returns than their competitors and also have more robust corporate governance. Nevertheless, it is still not standard practice to include gender-specific criteria in an investment strategy. Think Yellow firmly believes that this is a potential opportunity - a "gender dividend" which has not yet been fully priced into company valuations. Think Yellow works closely with experienced partners and is committed to its philosophy of concentrating on diversified, long-term value-oriented investments.

### Stockpicking

Stockpicking for the Yellow Equities portfolio is based on the Equileap rankings and is limited to the 60 best-placed listed European equities with an average market capitalisation of over EUR 2 billion.

The Equileap rankings look at 19 factors in four categories:

- A: Gender distribution at management level and throughout the workforce
- B: Equal pay and work-life balance
- C: Policies to promote gender equality
- D: Commitment to strengthening the role of women in the company

Companies included in one of the following independently compiled ESG exclusion lists are excluded:

- list of the Norwegian Ethics Council
- Bloomberg ESG: weapons list, gambling list, tobacco list

Also excluded are companies against which, in the last two years:

- a court ruling or official decision has been made due to discrimination or gender-specific employee harassment;
- two or more court cases have been brought due to discrimination or gender-specific employee harassment;
- a court ruling or official decision has been made due to unethical marketing and advertising practices.

This marketing communication is for information purposes only and does not constitute an offer or an invitation to buy or sell shares, nor is it to be regarded as an invitation to submit an offer for the conclusion of a contract for an investment service or ancillary service. This document is no substitute for advice from your personal investment adviser. The sales documents are decisive.

Performance figures are historical values and are not an indicator of future trends. The performance shown is based on a representative portfolio (master portfolio). The actual performance in the customer portfolio may deviate due to specific implementation on a customer level. The performance shown does not include any costs incurred through the subscription or redemption of shares. Despite due care, incorrect data could be presented. Documents may be requested free of charge from Baloise Insurance Ltd, Aeschengraben 21, P.O. Box CH-4002 Basel.

Baloise Insurance Ltd; Aeschengraben 21; CH-4002 Basel; [www.baloise.ch](http://www.baloise.ch); E-Mail: [versicherung@baloise.ch](mailto:versicherung@baloise.ch); tel. 00800 24 800 800  
Baloise Bank SoBa Ltd; Amthausplatz 4; CH-4502 Solothurn; [www.baloise.ch](http://www.baloise.ch); E-Mail: [bank@baloise.ch](mailto:bank@baloise.ch); tel. 0848 800 806